




Welcome

to

Kindergarten

2018 Orientation

# Meet your TEACHERS!



**Ms. Arrigo**



**Ms. Atwell**



**Ms. Mania**



**Ms. Smith**

*hello!*



**Ms. Lieb**



**Ms. Ondrof**

# Our School Day

## ARRIVAL

School starts at 8:15 a.m.  
Students will enter through  
the Main 3 Gym Doors.



## DISMISSAL

Kindergarten students are  
dismissed at 2:55 p.m. from  
their classroom doors.



# OUR Schedule

1. Morning Meeting
2. Writer's Workshop
3. Math
4. Lunch
5. Specials
6. Science and Social Studies
7. Learning Centers




# Meet your specials

# TEACHERS




**Ms. Casamento**



**Ms. DeBell**



**Mr. Sollers**



**Mr. Fernandez**



**Ms. Provenzano**



**Mr. Peakler**



**Ms. Leopold**



# Classroom Expectations

## **Students should be able to...**

- Unpack and pack backpacks independently
- Verbalize if they will be ordering a school lunch
- Facilitate their own bathroom needs
- Speak clearly to express their wants and/or needs
- Use manners such as, "thank you," "excuse me," and "please."

# Parents as Partners

How can parents support their child's development?

- Read, read, and read to your child!
- Let your child turn the pages of a book looking carefully at the pictures and tell you the story in his/her own words.
- Talk to your child. Talk in the car, on your way to school, at the dinner table, and before bed.
- Promote writing. Keep out paper, pencils, crayons, and markers so that your child can draw and practice writing.
- Be a role model for your child and let them see you read and write.
- Count everything and anything!
- Expose your child to money and time.
- Promote the use of good manners.
- Work with your child to become independent and follow directions.
- Play board games and work on puzzles with your child.
- Check out web sites such as [www.ABCya.com](http://www.ABCya.com).

# MISCELLANEOUS

- Select a backpack that is big enough to fit a folder, snack and lunch.
- The backpack must be able to zip securely.
- Please no wheels on the backpack!



- All student belongings must be labeled with their first/last name.
- Please send in one folder. This will be the home communication folder between yourself and the teacher.
- We ask that you check and empty the folder each night.



# BIRTHDAY

## celebrations



- A small and appropriate snack may be sent in to celebrate your child's birthday.
- Celebrations are approximately 10 minutes long.
- Due to the allergies of some students, please do not send in goody bags.
- Parents are not permitted to attend the in school celebration but you could ask your child's teacher for a picture.



A big Thank you to all the families for joining us today. We are looking forward to seeing you again in

SEPTEMBER!!

